

OTDR Launch Boxes

OTDR Launch Cable Boxes are used with Optical Time Domain Reflectometers (OTDRs) to help minimize the effects of the OTDRs launch pulse on measurement uncertainty. In order to obtain an accurate, complete picture of the system's loss—which is a critical aspect of fiber commissioning—a launch test cable should always be used at both ends of the fiber link.

OTDR launch box are called in the market such as dead zone box, pulse suppressor, fiber ring, fiber optic launch cable, etc.

Applications

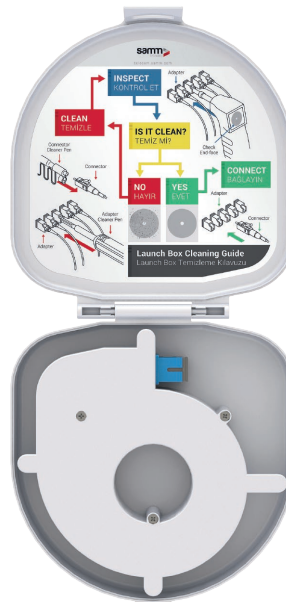
- SM and MM network's measurements
- Simulation of loss, length, delayed time and system's reflectance
- Conform to IEC, EIA-TIA and Telecordia performance requirements
- Use as a launch and receive (tail) lead at each end of the fiber under test in order to comply with optical link testing standards ISO/IEC 14763-32006
- Equipment Calibration




Key Features

- Adapter parking area
- Protected case structure
- Small/Slim/Low profile design
- Prevents fiber damage and stress during use or transportation
- Test result tracking via barcode scanning
- Ability to use with the cover closed
- Belt hanger option can be used in the field

Adapter Type



Through Type

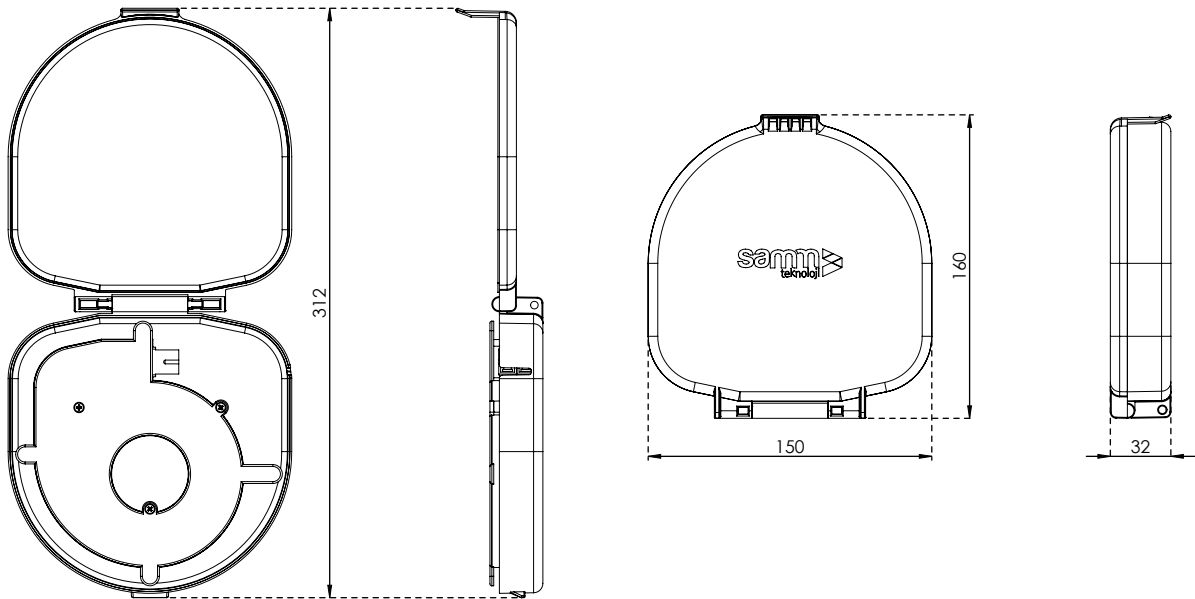


Specifications

Product Dimensions	160 mm x 150 mm x 32 mm	
Product Packing Dimensions / Weight	Length 190 mm, Width 190 mm, Height 100 mm / Approx 500 gram	
Lengths Standards	Single Mode 1000 meters , Multi-Mode OM1/OM2/OM3 150 meters ¹	
Free Length Connectorized Cord Cables	1 meter ± 5 cm , Diameter 2mm (Standard) ²	
Lengths Tolerance	-0 ; +%2	
Case Material	PC/ABS ; UL94 V0	
Connector Types	: SC (Standard) : SA : LC : LA : FC : FA : E2 : A2	SC/UPC SC/APC LC/UPC LC/APC FC/UPC FC/APC LSH/UPC LSH/APC
Operating Temperature	0° to +50° C	
Storage Temperature	-40° to +70° C	
Fiber Coil Loss SM (OS1 ; OS2)	<0.35dB/km typical (at 1310 nm)	
Fiber Coil Loss MM (OM1 ; OM2 ; OM3)	<3.50dB/km typical (at 850 nm)	
Connector Loss Parameters (Maximum)	SM IL: <0.30dB ; RL: > 50dB UPC / 60dB APC , MM IL: <0.30dB ; RL: > 30dB UPC	
Fiber Types	Single Mode	ITU-T G.652 D ITU-T G.657 A1 ITU-T G.657 A2 ³
	Multi-Mode	ITU-T G.651.1 OM3
	Multi-Mode	ITU-T G.651.1 OM4

¹ Other fiber lengths are available upon on request. Maximum 1000m.
² Other types and lengths are available upon on request. Maximum 3m for Through Type.
³ For simplex, G.657 A2 fiber is standard and other single mode fibers are available upon request

Dimensions



*Dimensions are in mm

Useful Features

Standing Alone Design



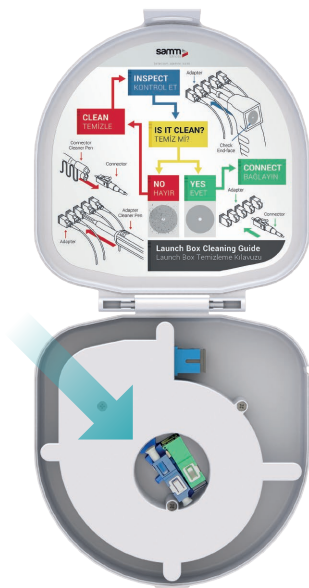
Belt Hanger



Closed Cover Operation



Adapter Parking



Report Tracking



Individual Packaging



Serial Number

Single Mode
Fiber Optic
Launch Box

Output Adapters: SC/UPC
Product Code : MT09819



W05628-0008

Use the QR code or the written Serial Number
to track the product's test report on our website.